



PANORAMA EDUCATION

Panorama Alignment With the California Community Schools Framework



Lead Your School's Transformation With Confidence

Are you ready to implement the California Community Schools Framework? With a data-driven approach, you can feel confident you're meeting all the framework requirements.

The framework's Four Pillars of Community Schools and Four Key Conditions of Learning will be challenging to implement without the right tools.

Panorama Can Help

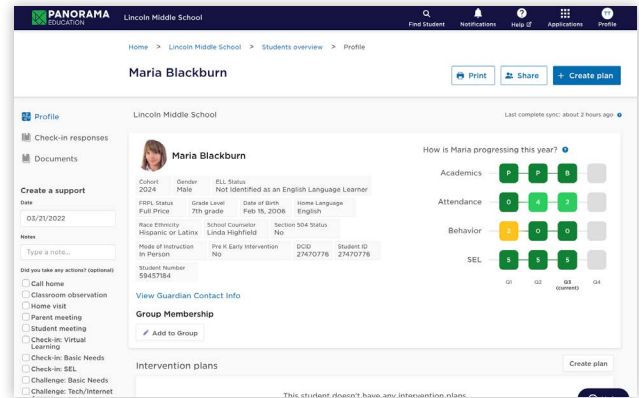
With the Panorama Student Success MTSS platform, Social-Emotional Learning tool, and Feedback Surveys, you can rest assured that your work aligns with the framework's features. And we can support your work using the Nine Capacity-Building Strategies to guide and gauge your progress. This will ensure you're leading the most efficient implementation and driving better student outcomes.

Here's How...

Panorama Alignment to the Four Pillars of Community Schools


Integrated student supports

Students' needs must be understood to effectively support their academic, physical, social-emotional, and mental health needs. [Panorama Student Success](#) brings academics, assessments, behavior, attendance, and SEL data together in one platform for a holistic view of student needs. And nightly syncs ensure you have the most up-to-date and accurate data to inform decisions, boost outcomes, and drive continuous improvement.



Family and community engagement

For students to thrive, families must be true partners through collaboration and opportunities for shared leadership. With [Panorama Surveys](#), you'll engage families more effectively, gain insights into perceptions of school, and measure progress on goals for parental involvement. And with secure Family Access links, you'll help parents understand their student's supports and progress and build trusting partnerships to address issues before they arise.



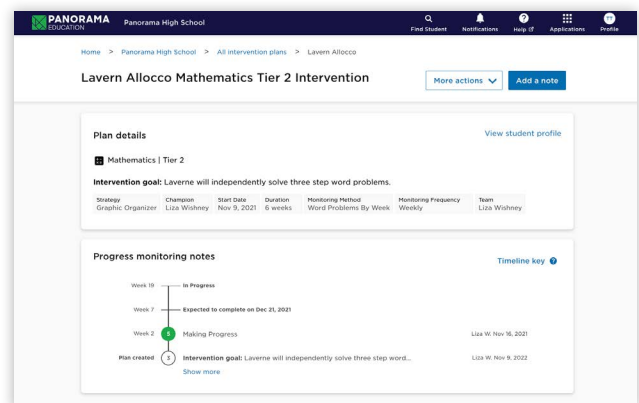
Collaborative leadership and practices

Collaborative leadership requires a culture of professional learning, trust, and shared responsibility. With [Panorama Teacher Surveys](#), you'll spark productive conversations between teachers and leaders about learning, leadership, and more. With survey data, you can prioritize staff support and deliver targeted PD. And [Panorama's core workshops and strategic advising](#) will equip and inspire your educators and administrators to take timely, supportive actions.



Extended learning time and opportunities

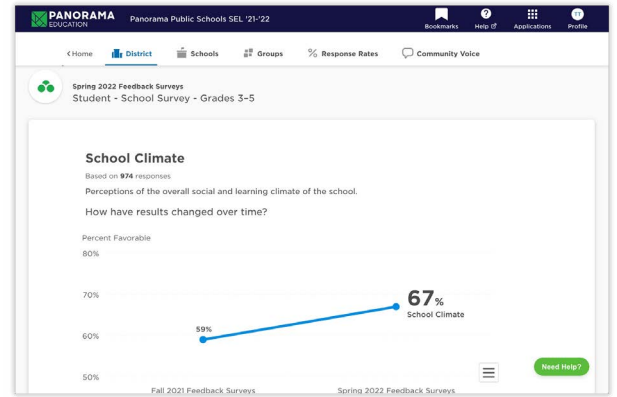
Expanded learning opportunities are integral components of a holistic education. And with Panorama insights, you can quickly identify students needing additional support during regular school hours. Plus, the platform streamlines the planning and monitoring of these interventions to ensure timely and targeted student supports.



Panorama Alignment With the Four Key Conditions for Learning

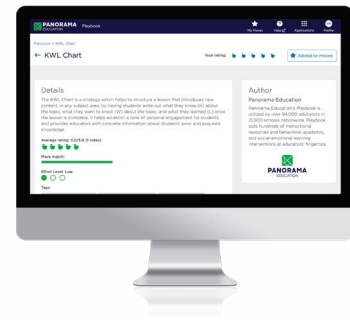
Supportive environmental conditions

With [Panorama School Climate Surveys](#), you'll foster strong relationships, school safety, a sense of belonging, and more. You'll easily create online surveys and view school climate data with in-depth reports and analytics featuring national benchmark comparisons and analysis across attributes like race/ethnicity, gender, grade level, FRPL status, and more.



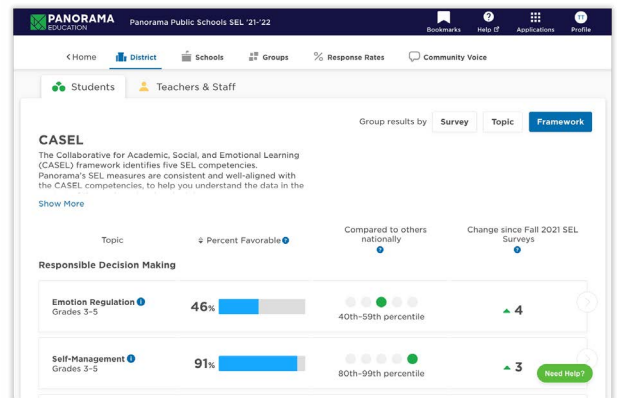
Productive instructional strategies

The [Panorama Playbook](#) is a rich repository housing over 700 research- and evidence-based interventions to foster engagement, motivation, and self-directed learning. This resource offers educators a spectrum of strategies that align seamlessly with Student Surveys, making it easy to identify next steps and make data-driven decisions.



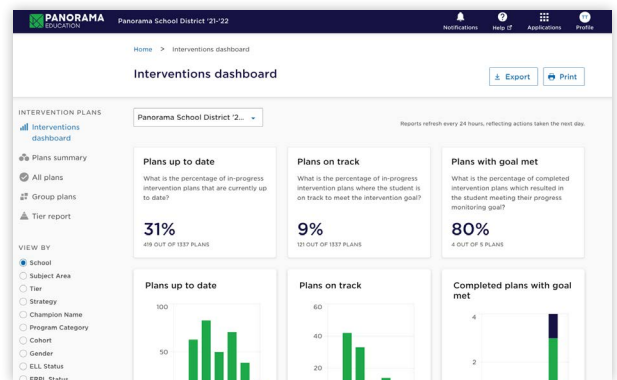
Social and emotional learning

To help you foster skills, habits, and mindsets that enable academic progress and productive behavior, [Panorama for SEL](#) offers a research-backed assessment tool you can customize by selecting 4-7 CASEL-aligned focus areas. Plus, you can review and analyze data by school, demographic, grade level, or other subgroups to find growth opportunities, celebrate successes, and set goals.



System of supports

The [Panorama Platform](#) is the leading solution for scaling a multi-tiered system of supports (MTSS). You'll have an at-a-glance view of interventions to assess your MTSS implementation. You can quickly switch between key data and drill down for a closer look at intervention information to empower data-informed decisions and allocate resources more effectively.



"For us, Panorama has been everything.... We knew we wanted to narrow our focus on developing a positive and engaging climate and culture for not just our students but for our staff, families, and communities. When we pull our Panorama data and see our continued growth everywhere, it's amazing.... It makes us see: Where are we growing, and what do we need? Then, we can put specific actions in play to support those needs."

—Lizzy Hartman, Principal at Indio Middle School (CA)

Panorama Alignment With the Nine Capacity-Building Strategies

1. Shared Understanding and Commitment

Through Panorama Surveys and data analysis, you'll gauge stakeholders' perspectives, fostering a shared understanding of goals and boosting commitment to a common vision.

2. Collective Priorities: Setting Goals and Taking Action

With data-driven insights into community needs, you'll drive impactful initiatives by identifying critical areas for action and setting collective priorities.

3. Collaborative Leadership

Panorama dashboards and insights offer leaders and educators a mutual understanding that empowers collaborative decision-making and improves the coordination of services.

4. Coherence: Policy and Initiative Alignment

Unified data helps align policies and initiatives by promoting clarity in purpose and ensuring that strategies are sustainable and aligned with objectives.

5. Staffing and Sustainable Resources

Panorama insights can inform resource allocation, helping leaders optimize staffing and financial resources to sustain and enhance educational initiatives.

6. Strategic Community Partnerships

Through links to intervention planning, Panorama fosters family-school partnerships, enabling collaboration and the development of parents' capacity to support learning.

7. Professional Learning

Through the Panorama Teacher and Staff Survey, you'll gather critical data to help you identify educators' needs and deliver targeted professional development.

8. Community-Based Curriculum and Pedagogy

With Panorama Feedback Surveys, you'll capture diverse community perspectives so you can tailor learning approaches to meet students' backgrounds and needs.

9. Progress Monitoring and Possibility Thinking

Panorama data analytics enable continuous progress monitoring so you can adapt strategies based on insights and foster a culture of innovation among stakeholders.



Powering School Improvement in California School Districts



Ready to implement the California Schools Framework with Panorama?

Schedule your free demo at:
contact@panoramaed.com
(617) 356-8123
panoramaed.com

