



# Student Voice Counts

## Middle and High School Discussion Guide

---

### About

We believe student voice enriches classrooms and schools. To celebrate the experiences and perspectives of students, we hope you'll use this discussion guide to spark meaningful discussion around student voice in your classroom.

### Resources needed


- ✓ Note cards (included in this file)
- ✓ [Student Voice Counts](#) poster
- ✓ Students, grouped in pairs

### Discussion questions


1. Think pair share: What do you think of when you hear the words “student voice”? Talk to your neighbor about your ideas.  
**Tip: Have students share out whole-group what their partner said.**
2. What does student voice look like in our classroom?
3. When have you felt that your perspectives and voice have mattered in school? When did you wish your voice counted?
4. What do you think “Student voice counts” means on this poster? Jot down 1-3 sentences on a note card. Trade notes with your partner and read what they thought.  
**Tip: Have students share out whole-group what their partner said.**
5. Check for understanding: Turn and talk with your partner and explain why student voice counts in our classroom. Answer the question: What will it look like if student voice counts in our school?

### Extension activities


- ✓ Create a space in your classroom dedicated to student voice.  
**Tip: Create a “Parking Lot” in your classroom—a space to for students to post thoughts onto sticky notes that you can review with the class periodically.**
- ✓ Invite students to share their thoughts with you 1-1 before or after class.
- ✓ Provide space as part of a closure activity for students to reflect on classroom climate and student engagement formatively.




Student Voice Counts




Student Voice Counts




Student Voice Counts



Student Voice Counts



Student Voice Counts



Student Voice Counts